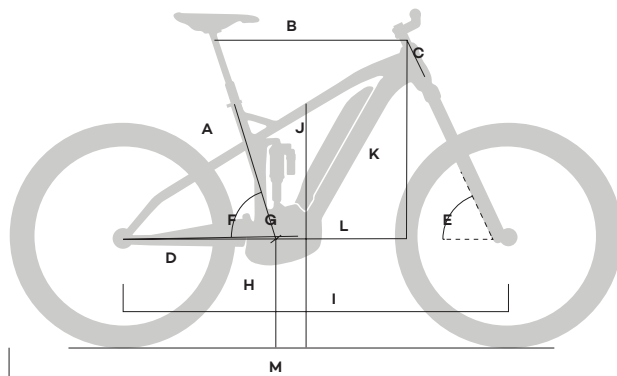


Framegeometriën



A	Framehoogte
B	Bovenbuislengte
C	Balhoofdlengte
D	Lengte liggende achtervork
E	Stuurhoek
F	Zitbuishoek
G	Trapas drop
H	Trapashoogte
I	Wielbasis
J	Hoogte hoofdbuis
K	Stack
L	Reach
M	Totale lengte

Uproc7				
Fullsuspension-frame				
	S	M	L	XL
cm	160 – 170	170 – 180	180 – 190	190 – 200
A	410	440	480	505
B	565	590	623	655
C	120	130	140	150
D	450	450	450	450
E	66°	66°	66°	66°
F	75°	75°	75°	75°
G	8	8	8	8
H	358	358	358	358
I	1174	1200	1234	1268
J	775	775	775	775
K	605	614	623	632
L	408	430	460	490
M	1906	1932	1966	2000

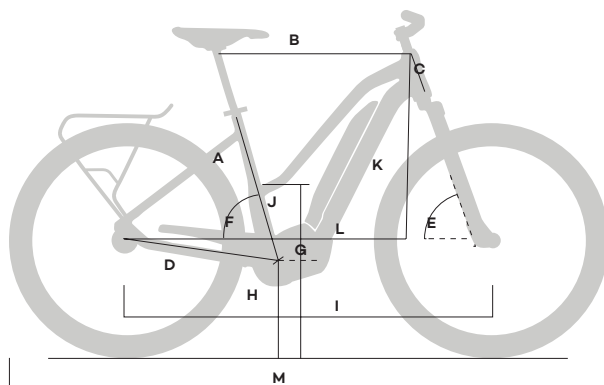
Uproc6				
Fullsuspension-frame				
	S	M	L	XL
cm	160 – 170	170 – 180	180 – 190	190 – 200
A	420	440	480	520
B	562	595	627	659
C	120	130	140	150
D	465	465	465	465
E	65.5°	65.5°	65.5°	65.5°
F	75°	75°	75°	75°
G	8	8	8	8
H	350	350	350	350
I	1181	1215	1249	1283
J	790	790	790	790
K	605	614	623	632
L	400	430	460	490
M	1900	1930	1960	1990

Uproc4				
Fullsuspension-frame				
	S	M	L	XL
cm	160 – 170	170 – 180	180 – 190	190 – 200
A	410	440	480	505
B	562	587	619	652
C	120	130	140	150
D	450	450	450	450
E	67°	67°	67°	67°
F	76°	76°	76°	76°
G	15	15	15	15
H	351	351	351	351
I	1166	1192	1226	1260
J	760	765	765	760
K	584	593	602	611
L	417	439	469	499
M	1898	1924	1958	1992

Uproc3				
Fullsuspension-frame				
	S	M	L	XL
cm	160 – 170	170 – 180	180 – 190	190 – 200
A	420	440	480	520
B	560	593	625	657
C	120	130	140	150
D	465	465	465	465
E	66.5°	66.5°	66.5°	66.5°
F	76°	76°	76°	76°
G	15	15	15	15
H	344	344	344	344
I	1174	1208	1242	1276
J	780	780	780	780
K	599	608	617	626
L	410	440	470	500
M	1890	1920	1950	1980

Uproc2				
Hardtail-frame				
	S	M	L	XL
cm	160 – 170	170 – 180	180 – 190	190 – 200
A	400	440	480	520
B	588	607	635	668
C	120	130	140	150
D	485	485	485	485
E	67.5°	68°	68°	68°
F	73°	73°	73°	73°
G	58	58	58	58
H	312	312	312	312
I	1170	1183	1212	1246
J	780	785	795	795
K	633	644	654	663
L	395	410	435	465
M	1911	1924	1953	1987

Uproc1				
Hardtail-frame				
	S	M	L	XL
cm	160 – 170	170 – 180	180 – 190	190 – 200
A	410	440	480	520
B	584	611	640	667.5
C	120	130	140	150
D	468	468	468	468
E	67.5°	67.5°	67.5°	67.5°
F	73°	73°	73°	73°
G	50	50	50	50
H	308.5	308.5	308.5	308.5
I	1145	1174	1204	1232
J	760	760	760	760
K	621	630	639	648
L	395	420	445	470
M	1860	1890	1910	1940



A	Framehoogte
B	Bovenbuislengte
C	Balhoofdlengte
D	Lengte liggende achtervork
E	Stuurhoek
F	Zitbuishoek
G	Trapas drop
H	Trapashoogte
I	Wielbasis
J	Hoogte hoofdbuis
K	Stack
L	Reach
M	Totale lengte

Gotour6				
Comfort				
	S	M	L	XL
cm	160 – 170	< 180	180 – 190	190 – 200
A	450	490	530	570
B	585	605	625	645
C	150	160	170	180
D	480	480	480	480
E	69°	70°	70°	70°
F	73°	73°	73°	73°
G	65	65	65	65
H	305	305	305	305
I	1134	1143	1164	1184
J	415	415	415	415
K	635	649	659	668
L	390	406	420	440
M	1874	1883	1904	1924

Gotour6				
Mixte				
	S	M	L	XL
cm	160 – 170	170 – 180	180 – 190	190 – 200
A	450	490	530	570
B	585	605	625	645
C	150	160	170	180
D	480	480	480	480
E	69°	70°	70°	70°
F	73°	73°	73°	73°
G	65	65	65	65
H	305	305	305	305
I	1134	1143	1164	1184
J	745	745	745	745
K	635	649	659	668
L	390	406	420	440
M	1874	1883	1904	1924

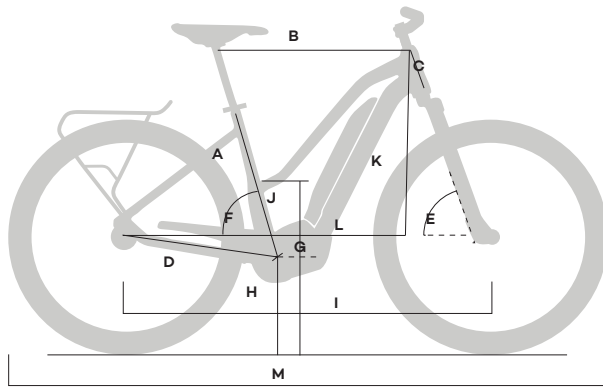
Gotour6			
Cruiser			
	M	L	XL
cm	< 180	180 – 190	190 – 200
A	490	530	570
B	605	625	645
C	160	170	180
D	480	480	480
E	70°	70°	70°
F	73°	73°	73°
G	65	65	65
H	305	305	305
I	1143	1164	1184
J	820	820	820
K	649	659	668
L	406	420	440
M	1883	1904	1924

Gotour5			
Comfort			
	S	M	L
cm	160 – 170	170 – 180	> 180
A	450	490	530
B	580	600	620
C	140	160	170
D	544	544	544
E	69°	70°	70°
F	73°	73°	73°
G	65	65	65
H	298	298	298
I	1210	1220	1240
J	360	360	360
K	626	650	659
L	405	418	433
M	1936	1946	1966

Gotour4			
Comfort			
	XS	S	M
cm	150 – 160	160 – 170	170 – 180
A	420	450	490
B	565	586	606
C	150	160	180
D	520	520	520
E	67.6°	68.6°	69.6°
F	73.6°	73.6°	73.6°
G	45	45	45
H	288	288	288
I	1190	1201	1212
J	360	360	360
K	568	582	605
L	413	429	442
M	1856	1867	1878

Gotour2				
Comfort				
	S	M	L	XL
cm	<170	170 – 180	180 – 190	>190
A	450	490	530	570
B	585	605	625	645
C	140	150	170	190
D	485	485	485	485
E	69	70	70	70
F	73	73	73	73
G	65	65	65	65
H	305	305	305	305
I	1137	1146	1167	1189
J	420	420	420	420
K	631	645	664	682
L	392	407	422	436
M	1877	1886	1907	1929

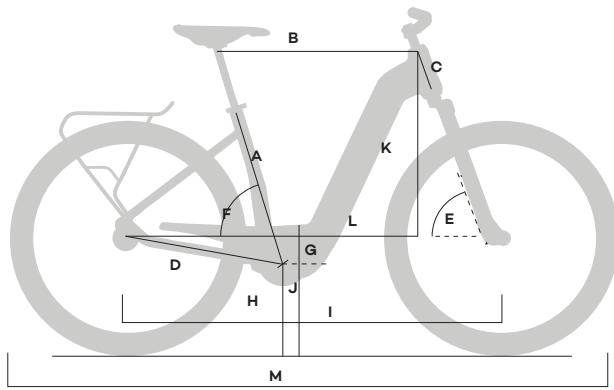
Framegeometriën



A	Framehoogte
B	Bovenbuislengte
C	Balhoofd lengte
D	Lengte liggende achtervork
E	Stuurhoek
F	Zitbuishoek
G	Trapashoogte
H	Trapashoogte
I	Wielbasis
J	Hoogte hoofdbuis
K	Stack
L	Reach
M	Totale lengte

	T-Serie		
	Comfort		
	S	M	L
cm	160 – 170	170 – 180	180 – 190
A	450	500	550
B	590	615	640
C	140	160	180
D	546	546	546
E	70.5°	70.5°	70.5°
F	72°	72°	72°
G	60	60	60
H	294	294	294
I	1180	1205	1231
J	450	450	450
K	606	624	644
L	393	412	435
M	1882	1907	1925

	C-Serie		
	Comfort		
	XS	S	M
cm	150 – 160	160 – 170	170 – 180
A	416	450	500
B	570	590	615
C	120	140	160
D	526	526	526
E	70.5°	70.5°	70.5°
F	72°	72°	72°
G	40	40	40
H	288	288	288
I	1143	1164	1189
J	370	370	370
K	530	550	568
L	402	416	435
M	1806	1826	1851



A	Framehoogte
B	Bovenbuislengte
C	Balhoofd lengte
D	Lengte liggende achtervork
E	Stuurhoek
F	Zitbuishoek
G	Trapas drop
H	Trapashoogte
I	Wielbasis
J	Hoogte hoofdbuis
K	Stack
L	Reach
M	Totale lengte

Upstreet5				
Comfort				
	S	M	L	XL
cm	160 – 170	170 – 180	180 – 190	190 – 200
A	430	470	510	550
B	580	590	615	640
C	130	150	170	190
D	480	480	480	480
E	69°	70°	70.5°	70.5°
F	73°	73°	73°	73°
G	65	65	65	65
H	305	305	305	305
I	1129	1129	1149	1175
J	436	436	436	436
K	637	660	681	700
L	385	388	406	425
M	1869	1869	1889	1915

Upstreet5				
Mixte				
	S	M	L	XL
cm	160 – 170	170 – 180	180 – 190	190 – 200
A	430	470	510	550
B	580	590	615	640
C	130	150	170	190
D	480	480	480	480
E	69°	70°	70.5°	70.5°
F	73°	73°	73°	73°
G	65	65	65	65
H	305	305	305	305
I	1129	1129	1149	1175
J	702	696	716	710
K	637	660	681	700
L	385	388	406	425
M	1869	1869	1889	1915

Upstreet5				
Cruiser				
	S	M	L	XL
cm	160 – 170	170 – 180	180 – 190	190 – 200
A	440	480	520	560
B	580	590	615	640
C	130	150	170	190
D	480	480	480	480
E	69°	70°	70.5°	70.5°
F	73°	73°	73°	73°
G	65	65	65	65
H	305	305	305	305
I	1129	1129	1149	1175
J	810	836	861	893
K	637	660	681	700
L	385	388	406	425
M	1869	1869	1889	1915

Upstreet1	
One Size	
cm	-
A	440
B	580
C	220
D	420
E	70,5
F	72
G	22
H	280
I	1072
J	370
K	546
L	403
M	1588

Pluto	
Faltrad	
One Size	
cm	-
A	450
B	580
C	240
D	445
E	70.5°
F	72°
G	-20
H	281.5
I	1100
J	407
K	546
L	407
M	1623

Gevouwen
(H x B x T cm):
1070 x 900 x 400